

An introduction to Investor Portal

Investor Portal provides you with a new, easy-to-use and intuitive way to view your financial information. Investor Portal is a cloud-based web service. This means that you can open it from any device that has an internet connection: desktop, laptop, tablet, phone, or smart TV.

Investor Portal is designed to be mobile friendly, giving you online access to up-to-date information about your investment portfolios: valuations, asset breakdowns, performance charts, and more.

Viewing your portfolio

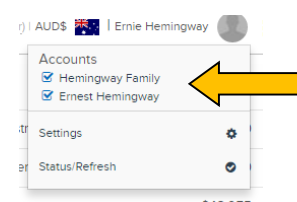
The Investor Portal **dashboard** gives you an overview of your investment portfolio.



The valuation chart and investment categories are interactive so you can hover to get a snapshot of your investments, as shown at right, or click on a category to drill down into more details for your assets.

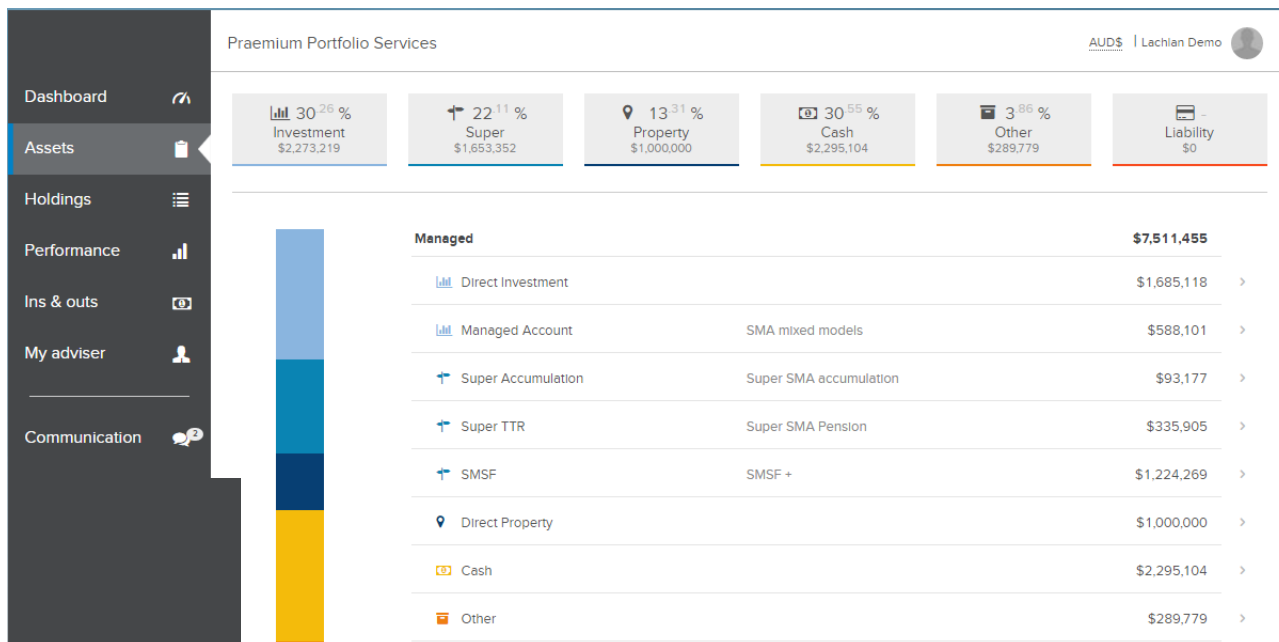
Accounts

If you have more than one account, by default all accounts are consolidated in your dashboard. You can easily add and remove accounts using the **Account Selector** available from your user name in the top corner of the window.



Assets

The Assets tab in Investor Portal breaks your investments down into their investment class, for example, cash, direct investments (securities), property, and so on. The screen is fully interactive so you can click on a class and view the assets that comprise it.

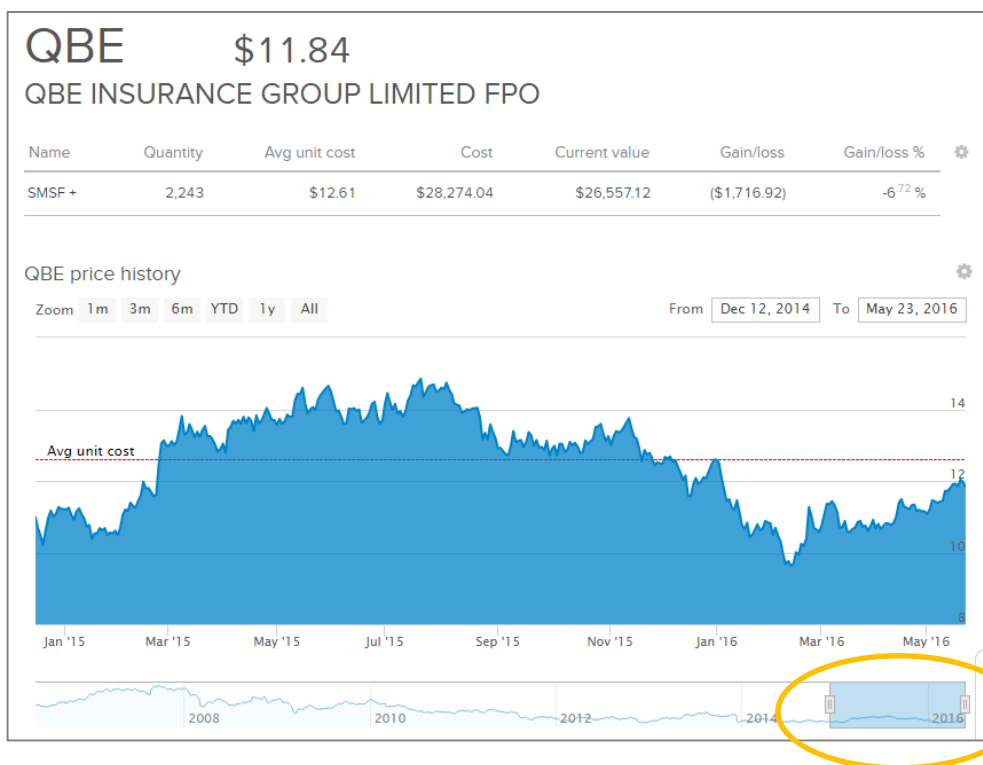


Holdings

The **Holdings** tab lists all your investments. There is a handy search field to help find the investment you are looking for. In this example, we have typed **q** in the search field to display all assets that contain that letter:

Asset	Category	Average unit cost	Unit price	Cost	Value	Gain/loss %
1068 YURUN FOOD ORD	Investment	\$4.04	HKD \$1.20 4 days ago	\$360	\$107	-70.28 %
+3699 121 Hollywood Blvd	Property			\$500,000	\$500,000	-
8802 MITSUBISHI EST ORD	Investment	¥2,434.18	JPY ¥2,110.00 4 days ago	\$215,067	\$186,425	-13.32 %
AAA BETASHARES AUSTRALIAN HIGH INTEREST CASH	Super	\$50.22	\$50.18 3 days ago	\$9,642	\$9,635	-0.78 %

You can click on a holding to show more detailed information, such as gain/loss and a share price history graph that includes average unit cost. The timeline handles below the graph allow you to quickly change the **From/To** dates for which you want to display the share price history, as highlighted in the example below.



Frequently asked questions

The following are some of the questions we have been asked about Investor Portal.

Where does the data come from?

The information in Investor Portal comes from your investment platform as maintained by your investment administration team. The holdings are the ones they currently maintain and the pricing and performance information is calculated within the system.

Does Investor Portal include assets other than equities?

Yes. All of the investment assets currently managed for you are included in Investor Portal. These assets will display in the Investor Portal under **Assets > Managed**.

But Investor Portal also allows you to add a simple dollar value for assets not managed within our platform. From the **Assets** page you can, for example, click **Personal Property** to display a dialog box where you can enter the dollar amount of properties owned by you but not administered by us.

Set personal property

This feature allows you to store simple personal property information that may be held in other systems or products, enabling you to see your total wealth position

Personal Property 120000

Save Close

How do I access Investor Portal from my mobile phone, iPad or tablet?

All you need is your username, password, and the Investor Portal web address (URL) to log in. You can save the URL as a favourite on any device so you can return to Investor Portal easily and quickly.

Is there an Investor Portal app?

Not at the moment. We see distinct advantages for an Investor Portal that requires no downloads or installation, and one that allows us to upgrade the software without you having to do anything. We believe this is currently the safest, easiest to use and most accurate solution.

How up-to-date is the information in Investor Portal?

Market prices and valuations in Investor Portal are based on close-of-business prices from the previous day. If there are changes that occur during the day to your portfolio, click **Refresh my data** from the user name menu.


Does Investor Portal work with all internet browsers?

Typically, most people are using recent versions of the most common internet browsers, so viewing Investor Portal will not be a problem.

Known non-compatible browsers are early versions of Internet Explorer (version 8 and below). If you are using an early version of IE, we recommend downloading the latest version of Chrome or Firefox.

How do I display prices in a currency other than AUD?

If your portfolio contains international investments, then the **AUD\$** link beside your user name allows you to choose between a selection of international currencies.

Average unit cost	Unit price	Cost	Value
 \$0.91	AUD \$0.90 Yesterday	£4,531	£4,482

Unit price in AUD

Reporting in GBP£

Selecting a currency changes the reporting currency in all Investor Portal screens. In the following example, the reporting currency has been changed to GBP.

The date displayed beneath the **Unit price** shows the date of the exchange rate used to calculate the value in GBP.

Exchange rates are based on the latest available rate.

How long does it take Investor Portal to load?

The time it takes for your data to display in Investor Portal depends on several factors, such as your internet download speed. However, when you first log in to Investor Portal, this initial download of data may take longer than any subsequent occasions that you log in.

Basically, all data is downloaded the first time you log in, whereas for subsequent logins, existing data is refreshed.